



# Betweening


## Phase 1: Quantitative Studies into Music Technology degrees using UCAS data

(PI: Carola Boehm, funded by PALATINE, hosted by the CMT)



### UCAS category "Music Technology"

62 different Institutions, 351 different degrees  
63 different names, 131 uses "Music Technology"  
1 uses "Digital Music"

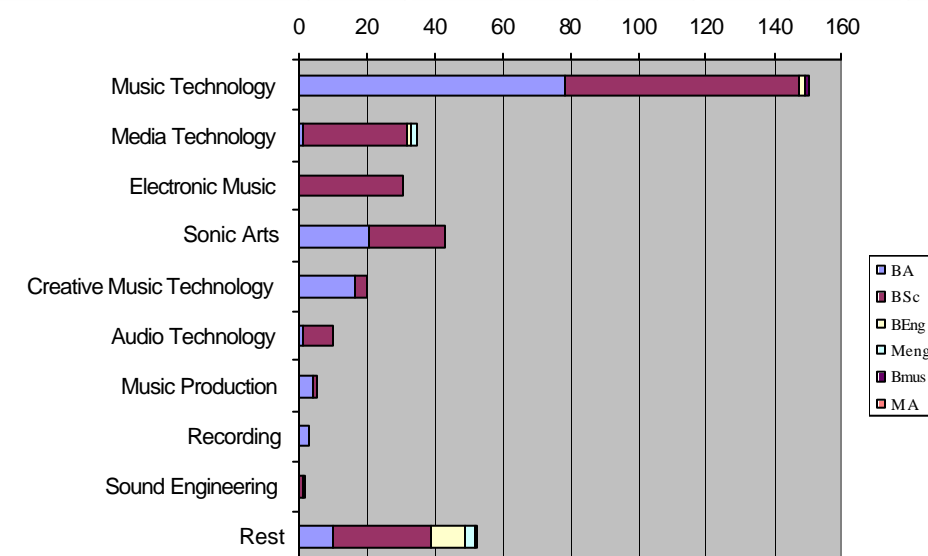


### Universities

University of Hertfordshire (H36)	37 degrees
Staffordshire University (S72)	34 degrees
Keele University (K12)	29 degrees
Thames Valley University (T40)	28 degrees
The Manchester Metropolitan University (M40)	25 degrees
Anglia Polytechnic University (A60)	15 degrees
Kingston University (K84)	15 degrees
London Metropolitan University (L68)	11 degrees
The University of Hull (H72)	10 degrees
The University of Huddersfield (H60)	9 degrees
University of Glamorgan (G14)	8 degrees
University of Chester (C55)	6 degrees
University of York (Y50)	6 degrees
Doncaster College (D52)	5 degrees
The University of Bradford (B56)	4 degrees
University of Central Lancashire (C30)	4 degrees
Northbrook College Sussex (N41)	4 degrees
Canterbury Christ Church University (C10)	3 degrees
University of Central England in Birmingham (I)	3 degrees
De Montfort University (D26)	3 degrees
University of Glasgow (G28)	3 degrees
Leeds Metropolitan University (L27)	3 degrees
The University of Salford (S03)	3 degrees
Southampton Institute (S30) Southampton Sol	3 degrees
University of Westminster (W50)	3 degrees
All other Universities (37)	2 or 1 degrees

### Category vs Degree

	BA	BSc	BEng	Meng	Bmus	MA	Total
Music Technology	78	69	2	0	1	0	150
Media Technology	1	31	1	2	0	0	35
Electronic Music	0	31	0	0	0	0	31
Sonic Arts	21	22	0	0	0	0	43
Creative Music Technol	17	3	0	0	0	0	20
Audio Technology	1	9	0	0	0	0	10
Music Production	4	1	0	0	0	0	5
Recording	3	0	0	0	0	0	3
Sound Engineering	0	1	0	1	0	0	2
Rest	10	29	10	3	0	1	53



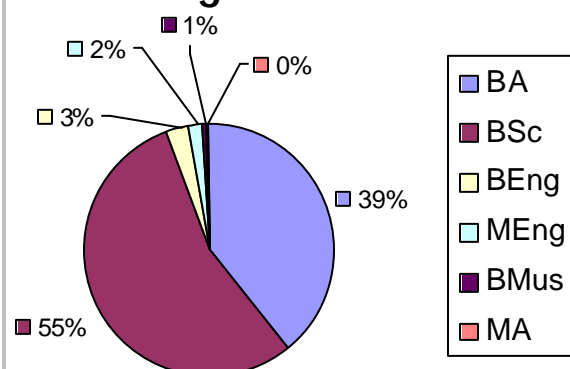
### Degree Name Occurrence

Music Technology	131	41.9%
Media Technology	36	11.5%
Electronic Music	31	9.9%
Sonic Arts	22	7.0%
Creative Music Technology	20	6.4%
Audio Technology	10	3.2%
Music Production	5	1.6%
Recording	4	1.3%
Sound Engineering	3	1.0%
Rest	51	16.3%

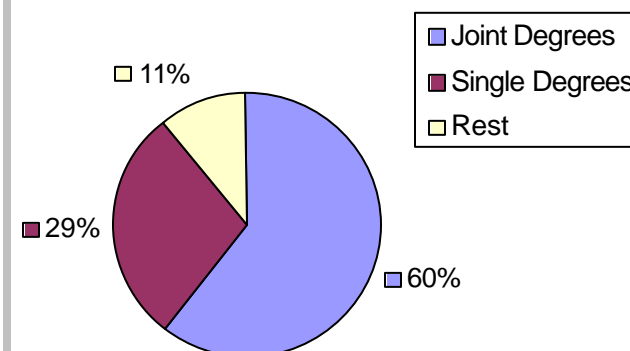
### Total: 351

BSc (195)  
BA (137)  
BEng (10)  
MEng (6)  
BMus (2)  
MA (1)

### Degree Qualifications



### Category vs Degree



### Betweening in 2006:

Ca. 40 visits to institutions and a questionnaire using cognitive interviewing techniques.

If you want to stay in touch or get involved, email  
[carola@music.gla.ac.uk](mailto:carola@music.gla.ac.uk)